




# Knitters' Knews



Volume 29 Issue 2

October 2008

## October 13—Vivian Hoxbro

If you're feeling weak, this month's MKG meeting should probably be avoided. Vivian Hoxbro is coming to town. She's got a new book—hot off the presses. So here's a chance to get a first-edition signed copy. Perhaps some of you have ogled her kits—their attractive designs are only a shadow (as it were) of their true beauty. She's bound to bring samples.

Vivian comes from Denmark, and she's planning four U.S. trips this year. We are lucky to be included in this tour. She has been designing hand knitting and embroidering since 1984. Her domino- and shadowing-knitting techniques have added an interesting dimension to knitting. For medium to advanced knitters, her patterns offer a beautiful challenge. Her detailed patterns make her sweaters and scarves do-able for most. Come help us make Vivian feel welcome—if you dare.



### October's Venders

Dragonfly  
The Knitting Room

### Meeting Time

7:00 p.m.

### Location

Monona  
Community  
Center

## From Our President—Kate Findley



After our recent move, my husband and I had no Internet access at our house for a week. That's right. No internet! Disconnected – literally (gasp)! Out of touch (moan)! Our house had become a desert island – I had nightmares of being reduced to sending messages down the local river in old Diet Coke bottles. Off-line for a whole week (spent

artistically sprawled across the fainting couch, clutching a large bottle of smelling salts and dabbing my forehead with a lavender-infused handkerchief – which is, really, all one can do in such a dire situation)! I doubt that any communications company repairman has ever been greeted so effusively.

When I started knitting 6 years ago, I don't remember my knitting life being so connected with the internet. I ordered fiber and books online, but I didn't read blogs, Ravelry didn't exist, and I don't think many yarn shops had their own websites. Now the computer has become as integral to my knitting as my needles and the knitting community has expanded from the Madison environs to across to the globe.

I thought I would share with you different web sites I enjoy perusing.

### Blogs

<http://www.crazyauntpurl.com/>

<http://enchantingjuno.typepad.com/>

<http://gingerlucy.blogspot.com/>  
<http://janesprobablyknitting.blogspot.com/>  
<http://www.jeanmiles.blogspot.com/>  
<http://www.masondixonknitting.com/>  
<http://www.rose-kim.com/rose%2Dkimknits/>  
<http://www.stitchymcypants.com/knit06/>  
<http://www.knittingcurmudgeon.com/>  
<http://the-panopticon.blogspot.com/>  
<http://www.yarnagogo.com/>  
<http://www.yarnharlot.ca/blog/>  
<http://yarnstorm.blogs.com/knitblog/>

### Free Online Patterns

<http://www.knittingpatterncentral.com/>

### Tutorials

Short rows - [http://alison.knitsmiths.us/shortrow\\_tutorial.html](http://alison.knitsmiths.us/shortrow_tutorial.html)  
Short row heels - [http://nonaknits.typepad.com/nonaknits/2005/06/short\\_row\\_heels.html](http://nonaknits.typepad.com/nonaknits/2005/06/short_row_heels.html)  
Short row heels - <http://www.cosmicpluto.com/blog/?p=585>  
Magic cast on for toe-up socks - <http://knitty.com/issuespring06/FEATmagiccaston.html>  
Sock tutorials - <http://www.socknitters.com/Cyberexplain.htm>

### Festivals

Wisconsin Sheep and Wool Festival - <http://www.wisconsinssheepandwoolfestival.com/>

*continued on page 2...*

## From Our President (continued from page 1)

Midwest Fiber and Folk Art Fair, Crystal Lake, IL - <http://www.fiberandfolk.com/index.htm>

Stephenson County Fiber Art Fair, Cedarville, IL - <http://www.suzybeggin.com/FAF.htm>

Shepherd's Harvest, Sheep & Wool Festival, Lake Elmo, MN - <http://www.shepherdsharvestfestival.org/>

Door County Shepherds' Market

<http://www.whitefishbayfarm.com/market.htm>

Michigan Fiber Festival, Allegan, MI - <http://www.michiganfiberfestival.info/>

Yarn Con, Chicago, IL

<http://www.yarncon.com/>

### Online Knitting Magazines

<http://www.knitty.com/ISSUEfall08/index.html>

<http://www.twistcollective.com/>

Well, there you go – and happy knitting - if you can pull yourself away from the computer!



## Annual MKG Knit Out—September 20, 2008




Nestled between two bookstores and a sheep farm, MKG staffed a booth for the annual Knit Out. The day was sunny and almost too hot to knit even. But the fun atmosphere of the Food for Thought Festival inspired knitters and eaters alike.

As usual, the knitters, spinners, and crocheters turned some heads and stopped curious on-lookers. Judy Pruski fielded questions for hours with smiles for all. An Iowan joined the knitters because her husband was selling his book. It's a wonderful reason to be always packing a project in case you'll run into a friendly group of knitters!

The festival seemed an appropriate place for knitters to gather. It was a bit off the path of the Farmer's Market, but this didn't seem to keep numbers down. This is a fun event that many look forward to every year. Mark your calendars now for a late summer outdoor knitting event on—or off the square.

—Gretchen McClain





## UFO Retreat Weekend-

Too many UFOs? One UFO that's causing too much grief? Pack them up and bring them along to our annual MKG retreat weekend—January 30, 31, and February 1, 2009. Chipping away at our UFOs together will be a fun way to make some progress on those space invaders. Even one weekend devoted to shooting them down will put a dent in the hull of their massive ship! Join us for the weekend or for a day. It will be held at the Chalet Landhaus in New Glarus. A block of rooms will be reserved. For more information, contact MKG members Sue Aehl or Kay Moffat. To reserve a room, please call the Chalet Landhaus, 1-800-944-1716.



## Knitter's Slump?

How's it going? Are you back into your groove of knitting since our first meeting of the new guild year? Have you started up a new project? Learned a new technique? Or are your needles still buried underneath that huge "secret" stash in the back bedroom?

Nearly every knitter has experienced a slump at one time or another. Knitting slumps can be a result of stressful circumstances, over-involvement in other activities, or simply a lack of inspiration for whatever reason.

For many, stressful moments inspire a rush of knitting activity. Others find that stress stifles all desire to knit whatsoever.

If you're experiencing knitter's block, the most important thing to remember is that this, too, shall pass.

When I get into a knitting slump, I start making cotton dishcloths. I've found some great yarns recently at Ben Franklin on Monona Drive in Madison. It is nearly mindless knitting, and I end up with something useful. They remind me of my early days of learning to knit. I believe I made at least 100 of them! Recently, I gave a set of them to a friend, and she absolutely raved about how great they were! Dishcloths seem to be such little things, but people are so thrilled to get them.

Have you ever experienced a knitting slump? What's your remedy? We'll print your story in an upcoming newsletter to share with our membership. Send your story to me via postal mail or e-mail to the following address:

Jayne Coster  
397 Starling Lane  
Madison, WI 53704  
jaynecoster@ameritech.net

Looking forward to hearing from you!

—Jayne Coster

## 8<sup>th</sup> Annual Brown Bag Exchange



This year's Brown Bag Exchange Theme will be **Cold Hands Warm Feet**. If you would like to participate, pick out some yarn from your stash and bring it along to the October 13 Guild meeting. If the yarn has lost its label, make a note of the weight and fiber content. Put the annotated skein(s) in a paper bag. Do not write your name on the bag. **Be sure to include a traced copy of your hand and foot so that the person who is knitting for you will have some idea of size.** A table will be set up at the meeting where you can turn in your bag which will be assigned a number. That number and your name will be put on a list. During the meeting break, after all the bags have been turned in and marked, come back to the table and pick up a bag, making sure your name and the bag number you take is put down on another list. At the May 2009 meeting, bring back the bag with the completed project. We hope you enjoy participating in this event!



## Thank You!

Dear Madison Knitter's Guild  
Board of Directors,

I am Awestruck! I was so honored to receive your verbal recognition of the community project program—and then totally overwhelmed by your generous gift.

Thank you for your very special gift. I truly loved doing the program through the years. So many agencies in the community were touched by the generosity of the guild members. The continuation of this program means so much to the needy families.

With thanks to all,

Pat Bernhardt



## Community Projects Update

This month donations were made to Elizabeth House, Veterans Hospital, Columbus Hospital, Emerson Elementary School, Midvale Elementary School, YWCA, St. Mary's Hospital, Dean Oncology, HospiceCare, and CDI Daycare.

Items that the above organizations have indicated that they could use are mittens (from toddler to adult)\*, elementary school hats, newborn baby size hats, booties, sweaters, and baby blankets. The articles should be machine washable, and special care should be taken to be sure that baby items are knit from soft yarn. Hospital personnel have indicated that a good size for baby blankets would be 30" wide and 30" to 39" long.

Personal care items and non-perishable food are also much appreciated by various organizations. These can include toothbrushes, toothpaste, soap, lip balm, and deodorant.

After noting the information on the Charity Challenge posted on the web site last year, HospiceCare has contacted MKG to request donations for their Comfort Shawl Program. The goal of the Comfort Shawl Program is to create soft shawls for patients who may especially benefit from a little extra warmth and comfort. A suggested pattern follows; although, a variety of patterns are welcomed. Size should be 26" to 30" by 60" to 64."

### COMFORT SHAWL PATTERN

**Supplies:** 3 skeins of Lion Homespun yarn, or about 600 yards of other soft, machine washable bulky-weight yarn. Size 11 or 13 needles. The idea is to get a loose, comfortable weave.

**Pattern:** Cast on 57 or 63 stitches. All rows are knit 3, purl 3 and all rows begin with knit stitches. A weave pattern will develop. Knit about 2 and 2/3 skeins of the pattern. Use the rest of the yarn for fringe. With Homespun yarn, it is important to tie a knot at the end of the fringe pieces as this yarn frays badly! Some people crochet an edging rather than using fringe.

Keep up the good work MKG! Your efforts are appreciated by the organizations receiving your beautiful hand knitted (and crocheted) donations.

—Jane Newman

\* **Tip:** To improve the warmth of mittens, especially when knit from acrylic yarn, knit a strand of superwash wool fingering sock yarn along with the worsted weight yarn. It adds warmth and interesting color/pattern while still being washable. It's a good way to use up leftover sock yarn.

## 'Tis The Season

### A Christmas Store with a Yarn Corner

7507 Hubbard Avenue  
Middleton, WI 53562  
(608) 836-3749

**Store Hours:**  
Monday-Friday 10-5  
Saturday 10-2

## The Knitting Room

74 S. Main Street, Suite 101  
Fond du Lac, WI 54935  
920.906.4800  
theknittingroom@charterinternet.net

Monday Closed  
Tuesday 10-9  
Wed & Thurs 10-5

Kristin Johnson    theknittingroomwi.com    Beth Mannebach

"Heirloom" is knitting code for "This pattern is so difficult that you would consider death a relief."

~Stephanie Pearl-McPhee,

At Knit's End: Meditations for Women Who Knit Too Much

We stock a wonderful variety of yarns, threads, books, notions, needles & patterns.

## Pine Needles

www.pineneedlesyarn.com

**Your Northern Yarn Shop**  
42790 Hwy 63  
Cable, WI 54821  
**715-798-5004**  
pineneedles@cheqnet.net  
Joan Correll - Owner

1 mile South of Cable on Hwy 63 across from the Firefly Trading Company Store

Instruction Classes Available

## Knitting for Babies

Sometime in the next month, my son and daughter-in-law will turn my beloved and me into grandparents. Preparations for this addition to our family have included much knitting and sewing...which inspired this article.

At least for the first couple of months, babies are designed as one long digestive tract with an attached head, arms and legs. Oh, they are cute, cuddly, and utterly charming. They have to be. Otherwise no sane adult in their right mind would drag themselves from a warm bed every few hours to feed and diaper them. In the early phases, being a digestive tract with charm is all that is expected. Their assigned task is to grow and develop brain cells. The brain cells will then be used during their teen years to convince their parents to upgrade their perfectly functional cell phone as the color of the current one is hopelessly out of style.

But getting back to my original point: nature has designed us so that, for all the work involved, we cannot resist a baby. For knitters this means we cannot resist knitting for a baby. I believe there are only two kinds of knitting when dealing with welcoming a baby into the world.

The first type of knitting is Grandmother Knitting. In particular, this type appears to be more an issue with Grandmothers than Grandfathers, hence, the name. You do not have to be the official Grandmother in order to do Grandmother knitting.

In this category, the knitter cannot resist knitting any of the following:

A Faire Isle sweater with 200 color changes in the confines of a 16-row repeat. (The sweater being only 32 rows long.) Yarn that has been hand combed from the locks of a rare mountain goat that lives a gazillion feet above sea level and can only be reached by two people who are crazy enough to climb the sheer cliffs with only a rope and a couple of combs from the Dollar Store. The yarn costs \$100 per skein (or \$2 per linear foot) and has to be washed by specially trained dry cleaners. This requires that the clothing be shipped to Tibet every time the child burps. This pattern is so complex that it takes longer to knit the sweater than the baby's mother took to conceive and carry the child to term (approximately 6,720 hours).

Grandmother knitting produces incredible garments... which are hardly ever worn. They are "ohhhed" and "ahhhhed." When formal portraits are taken, the baby is always wearing the Grandmother garment. When the baby out grows the sweater, it is carefully wrapped in acid free tissue paper and carefully placed in the "Things to be Passed to the Next Generation" box. Grandmother knitting creates heirlooms.

The second category of knitting is Practical Knitting:

Practical knitting can be defined if the project meets any

of the following criteria: the yarn was purchased at the sale bin at the local yarn store with the only criteria being that you liked the color and the yarn was machine washable; you choose the color based on whether or not it will camouflage burp stains; the project can be completed before the child outgrows it. (Babies can actually grow two clothing sizes over night. This is why parents frequently check on their children while the youngsters sleep. They are concerned they will not have any clothing that will fit the child the next morning.)

Practical knitting gets burped and occasionally pooped on. It gets thrown in the bottom of the diaper bag. It sees as much time in the washing machine as it does on the baby. When the baby out grows the garment, it is passed on to a cousin or sold at a garage sale. It eventually wears out. There are few photos of the garment and no one mourns its demise.

Which is the correct category for baby knitting? In my mind—both. Each has a place. Babies need to know that someone cared enough about their birth to create something very special. Babies also need to do what babies are supposed to do: eat and grow. With little ones, the eating and growing part can be pretty messy and require multiple changes of clothes.


So, I'm working on a practical project. The yarn is acrylic and variegated. It can withstand a nuclear explosion accompanied by copious burping and recover unscathed. The pattern is the best baby sweater pattern I have ever found—Short and Simple Baby Delight top down sweater, *Knitter's Magazine*, Winter, 1996. However, I also highly recommend; *Top Down for Toddlers* by



Cabin Fever, © 2004. I highly rate their basic cardigan for both ease and fit.

Pictured here is a toddler sweater knit from *Top Down for Toddlers* in, yes, acrylic yarn. This happens to be from Mexican Weave DK weight which is no longer available. I know, I buy the store out of the stuff whenever I find it.

—Cathy Olig



## Things To Do While You Are Knitting

I like to have something going on while I am knitting. This time of year, I especially like to knit while watching football games (Packers and Badgers).

However, there are lots of great things on the computer, too. Podcasts are great to listen to while knitting. There are loads of them on iTunes, including many free knitting ones. Just go to the iTunes Store and click on the search button to find them. "Cast On" by Brenda Dayne is one of my favorites.

Another one that I like to listen to actually is not knit-related. "In Our Time" with Melvin Bragg comes from the BBC Radio and covers a very wide range of topics. To listen, go to the following web site:

<<http://www.bbc.co.uk/radio4/history/inourtime/>>. You can listen to past episodes through the "Listen Again" page and you can subscribe through iTunes. BBC Radio also has many more programs available.

Wisconsin Public Radio also has an archive of programs available at the following web site: <<http://www.wpr.org/webcasting/archives.cfm>>.

The iTunes Store also has iTunes U. There are lectures from colleges, universities, museums, public radio, and public television. For an introduction to iTunes U, go to the following web site:

<<http://www.apple.com/education/itunesu/mobilelearning/landing.html?cid=ITSITUMAIN080829-CN4X9>>.

You can also watch television on your computer while knitting. Hulu.com <<http://www.hulu.com/>> is a source for a whole list of free tv shows and movies, both past and present. (They have the first season of "I Spy!") And Internet Movie Data Base (IMDB) <<http://www.imdb.com/features/video/>> also has free movies and tv shows. I am currently watching "Jericho" on IMDB.

If you prefer to listen to audiobooks, Librivox <<http://librivox.org/>> offers free audiobooks in the public domain that are read by volunteers. The public library also has downloadable audiobooks available through the Overdrive service which can be used on PCs — the service is not available for Mac users, unfortunately.

This just scratches the surface of programs available on your computer. If you have any particular favorites, please let me know!

—Judy Pruski



### We are Seeking...

a volunteer to serve as door prize sub-committee chairperson for this year's Knit-In On March 14, 2009. Joan Deneen is chair of the committee this year and Guild President Kate Findley is helping her with this year's event. They would appreciate some help gathering door prizes for the day's event. If you are interested or want further information on duties, please contact Joan or Kate. Thank you!



### ATTENTION!

Please be considerate at our monthly guild meetings. Silence your cell phone. We appreciate everyone's cooperation!



### Membership Dues and Roster

Don't forget to pay your membership dues by October 1. Please send your payments to Kathy Digman, 5022 Starker Avenue, Madison, WI 53716. Membership forms are available on our web site at the following address:

<<http://www.madisonknittersguild.org/membership/form.pdf>>.

For more information, please contact Mary Jo Harris.

Also, 2008-09 membership rosters will be available for pick up at our guild meeting on October 13.



## Blackberry Ridge Woolen Mill, LLC

*Wonderfully Soft Yarns from our Mill*  
Featuring our own patterns, kits and yarns

3776 Forshaug Road Mt. Horeb, WI 53572  
(608) 437-3762

Visit our web site at:  
[www.blackberry-ridge.com](http://www.blackberry-ridge.com)

We are a working mill and  
our shop is open by appointment only,  
please call ahead.





## Treasurer's Report

July 1, 2007 to June 30, 2008	July 1, 2008	
	Actual 6-1-08	Proposed
<b>Income</b>		
Membership Dues	6950.00	6370.00
Advertising	2200.00	2599.00
Library Sale		
Stitches Bus Trip		765.00
Tote Bags		200.00
Knit In		8720.25
Safari		1587.00
Other	500.00	
Interest	17.00	
<b>Total</b>	<b>9667.00</b>	<b>19555.25</b>
<b>Expenditures</b>		
Rent	520.00	495.00
Insurance	250.00	250.00
Newsletter printing and postage	3500.00	2834.00
Postage	1400.00	
Website	120.00	
Misc. Office Supplies, Printing, F	550.00	827.00
Speakers	2000.00	1708.91
Holiday Party	150.00	436.26
May Meeting	40.00	280.00
Retreat	100.00	195.99
Donations		500.00
Safari		1637.24
Knit-In		6988.03
Stitches		800.00
Knit Out		45.00
Banking and Business	25.00	
Library	500.00	
	<b>9155.00</b>	<b>16952.43</b>
		<b>#REF!</b>

Income and nexpense categories shaded in grey are operational expenses.  
 As proposed above for 08-09 budget, we will have a minimal operational overspend  
 Operational income stream of **\$8500.00** and operational expenses of **\$8800.**

### September 1, 2008 Bank Ballances


Checking	\$13,813.78
Savings	\$3,058.13

### 2008-2009 Madison Knitters' Guild Income and Expenses thru 9-15-2008

<b>Income</b>	Dues	\$5,065.00
	Advertisers	\$1,370.00
	Stitches	\$1,260.00
<b>Expenses</b>	Newsletter	\$558.00
	Stitches Bus	\$1,066.00

### DISCOUNTS FOR GUILD MEMBERS 2008-09

- ARGYLE FIBER MILL** 10 % off regular priced items
- BEAD BIN** 10% off beads and findings
- LA BELLA VITA FIBRE GALLERY** 15% off storewide with card
- THE BLACK SHEEP** 10% off purchases with card
- KNITCH** 10% off all merchandise in store with card
- KNITTER'S TREAT** 10% off Vivian Hoxbro kits, 25% off most books
- THE KNITTING ROOM** 10% off yarn purchases with card
- LAKESIDE FIBERS** 10% off yarn (must mention when purchasing)
- MAISY KNITS** 15% off all yarn related merchandise
- MONTEREY YARN** 10% discount
- OFF THE BEATEN PATH** 10% off regular priced items
- PRAIRIE JUNCTION** 10% off regular priced items with card (must mention at time of purchase)
- SOW'S EAR** Loyalty card point/reward system available to all + 10% off yarn on the Sunday before a guild meeting
- SPIN** "Avid Knitters' Club" card available to all
- STITCHER'S CROSSING** Store point reward system and buyers' club available to all
- SUSAN'S FIBER SHOP** 10% discount (must mention when purchasing)
- SUTTER'S GOLD 'N FLEECE** 10% off
- 'TIS THE SEASON** 10% off regular priced yarn with card
- WEE CROFT FINNSHEEP** 10% off with card
- WOODLAND STUDIOS** 10% discount
- THE YARN HOUSE** 10% off all yarn and needles, 20% off books



### Needles 'n Pins Yarn Shoppe

Doreen L. Marquart, Owner  
 W9034 County A (Richmond) Delavan, WI 53115

\*\*\*\*\*

Hours:  
 Mon, Wed, Fri & Sat 9:00a.m.- 5:00p.m.  
 Sun 1:00-5:00p.m. (Closed Tues & Thurs)


\*\*\*\*\*

Phone: 608/883-9922  
[www.needlesnpinsyarnshoppe.com](http://www.needlesnpinsyarnshoppe.com)



For people allergic to wool,  
 one's heart can only bleed.

~Elizabeth Zimmerman



## Book Review

### *Kristin Knits* by Kristin Nicholas

It is about time that I finish my review of this very excellent knitting resource. As anyone who knows me will attest, I read knitting books cover to cover like some people, though definitely not me, read cookbooks. When Guido Stein sent me this book, I couldn't put it down. It is packed with information for beginning to expert knitters. What information? Color theory and inspiration, and wonderfully creative patterns.

Kristin begins with Knitting and Color, then the Design process, Incorporating Artist tools such as the color wheel, and finally Understanding Color Value. Kristin doesn't use black and white in her designs at all in this book, promoting color. And when you take a look at all of her projects...Oh, the colors!

At the back of the book, Kristin included a very clear section that she called "Back Down to Basics." She has included 16 pages of all of the techniques that you need to knit the projects in the book. And those illustrations are so very colorful and fascinating on their own. She has also included an index that makes finding techniques easy as you are knitting along on her delightful projects.

So, what projects you may ask? The middle and largest part of "Kristin Knits" is filled with five sections of designs: Sensational Scarves, Colorful Hats, Cozy Socks, Marvelous mittens and Gloves, and Stunning Sweaters. I think that all of the projects are knit with Kristin's signature yarn, Nashua Handknits Julia. I know that I am writing a review of the book, but I must say a few words about Julia. This luscious yarn is 50% wool, 25% mohair and 25% alpaca and the yummiest yarn with which I have knit in a long time! As I find new colors at different yarn stores, a few new skeins are being added to my stash so that I am building my own color wheel of yarn.

As a part of reviewing *Kristin Knits*, I had to force myself to knit a project to check out ease of following directions. I KNOW! But I had to!!! Living in very cold Wisconsin Winters, I chose socks to baby my feet, the "Be Happy, Be Colorful Socks".... They are fraternal socks in that the colors used in each sock are the same but the placement of the colors is different. Very funky and fun! Her colors are very bright and cheerful. My colors are not as bright because those yarns weren't available to me at the time. But I absolutely love the socks. And when you live in Wisconsin, and especially in or near Madison, it is VERY OK to wear them with your Birkies. Yeah! All winter long, socks like these repel the snow and keep toes toasty and dry. The

directions were very clear and easy to follow. And because the yarn is a dk/sport weight, the knitting went fast! Instant gratification and no second sock syndrome here with different color placement on the two socks.

As I looked through and read the other patterns in the book, what impressed me most in the directions was the format. Absolutely every size given was clearly presented in almost a chart-like form. You just can't make a mistake if you follow the chart according to size, in MY not so humble opinion. Every pattern had size variations, which also makes the book more versatile and useful for whole families. I like a book that I can use over and over again for different people in different ways. This makes Sara a very happy knitter!

Another little differentiation in the book is the use of a variety of embroidery stitches and techniques. For example, I suppose that you could make the gorgeous Fair Isle Cardigan without the embroidery, but why would you? It adds such a Kristin Nicholas flavor to the garment, and it's a GOOD THING, as Martha would say.

Buy it. You'll Like it!

—Sara Kleefisch

**WOODLAND STUDIOS**

Open 7 Days in Historic Stoughton  
195 E. Main Street  
(608) 877-8007  
www.woodland-studios.com

Join Us Every Wed Night For  
Open Knitting!  
Fine Specialty Yarns & Classes

**10% OFF**  
To Guild  
Members  
Always!

## Getting to Know Our Members— Jane Walker



I have lived in Monona most of my life. When I was a young girl, my mom took knitting classes through MATC, and then she taught me to knit. For years, I knit afghans, scarves, and simple projects, and I never dreamed that it would become such a major enjoyment in my life. One of the best things I like about it is picking out the colors and the yarn. I am so

excited when I can see the final project.

My husband, Mike, and I have been married 41 years and while our two sons were growing up, I didn't knit very much. Now I love to knit for our sons, their wives, and our four grandchildren. There is nothing nicer than knitting for our twin granddaughters. Right now I am teaching our eldest granddaughter to knit, which is such a memorable experience for us both. When our family gets together for camping, bike riding, and outdoor fun, it is always rewarding to see our kids wear something I have knit.

I can't resist books on knitting and am building a library of my own. At a recent auction, I purchased an antique dresser to house my overflow of yarn. My stash is stuffed into numerous cabinets as I feel like a little girl in a candy shop every time I enter a knit shop. My husband is grateful that I have a ball winder and swift. It was frustrating when he helped me wind my yarn.

After I retired, a good friend asked me to join the Madison Knitting Guild, where I have met so many wonderful people. We formed a knitting group that meets often. They have inspired me to knit projects that I never thought I could do including shadow knitting, felted bags, and two-colored mittens. We share our patterns with each other, and I have accumulated enough for a lifetime of knitting. Our friendship and the help we give each other has been special.



### Consider A Carpool

With the price of gas these days, wouldn't it be a great idea to start carpooling to our monthly guild meetings? If you are interested in being a driver or need a ride to our meetings, please contact Jayne Coster at jaynecoster@ameritech.net or 242-5657.



Mrs. Moon  
sitting up in the sky  
little old lady  
rock-a-bye  
with a ball of fading light  
and silvery needles  
knitting the night.

—Roger McGough



Yarn and Needlework

LLC

227 EAST MAIN  
SUN PRAIRIE, WI 53590  
(608) 837-8909

M-F 10-5  
Sat 10-4

Sue Alstad

## Sandy's Palette LLC

Sandy Jones

305 Maiden Street  
Mineral Point, WI 53565  
(608) 987-1346

sandy@sandyspalette.com  
www.sandyspalette.com



Hand Dyed Yarns & Roving for Knitters & Spinners



The Dragonfly Yarn Shop

Kerri A. Shank, Owner

1327 N. Wright Rd. Ste. 5A  
Janesville, WI 53546  
(608) 757-9228

www.dragonflyyarnshop.com

Fine Wool, Luxury  
Fibers, Addi Turbo,  
Crystal Palace  
Classes

**Store Hours:**  
Mon-Fri 10 to 5  
Sat 10 to 4  
Sun 12 to 4  
Closed Tues

## "Whatcha Workin' On?"



**Ben Wineke of Verona**

"Let's see...it's kind of a long story. I am knitting a scarf in the round, four hats plus one more hat on top of that. Actually, I have six hats altogether. And a dish rag. Knitting for musicians is a good way to get backstage."

**Gretchen McClain of Deforest**



"I am knitting a baby sweater for a friend who has recently had a baby girl. I went to my stash and found a Classic Elite baby cardigan kit. The yarn is a wonderful turquoise color with a strand of a purple and light green flecky thing that, although is annoying to knit, is great for the accent that it provides. It's annoying to knit because the yarn is in three strands, so you have to be constantly watching so that you don't drop a loop. It makes multi-tasking a bit difficult."

**Whitney Robinson of Edgerton**



"I'm knitting an English lace kimono shrug from the most recent Knits magazine. I got the yarn, Louet Merlin, because of the color. It is the color of the clouds at twilight. I got it because I loved the color. I've waited and waited until I found the right pattern."

**Laura Brown of Verona**

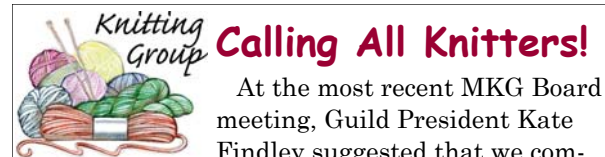


"I'm working on fingerless gloves. The yarn is a striping sock yarn of some kind. I get bored with one project, so I need more. The yarn was too pretty for socks, so I started fingerless gloves. It's my experiment where every row is different."



## Carmen's Carrot Soup


In a saucepan, combine 2 tsp. oil, 1 small chopped onion, and 2 chopped garlic cloves. Cover and cook over medium heat until onion is soft, about 10 minutes. Add 1 large baking potato, peeled and chopped; 1 16-oz. bag chopped baby carrots; 1 14-oz. can chicken (or vegetable) broth; and 1 cup water. Bring this mixture to a boil over high heat, reduce heat, and simmer for 20 minutes. Cool for 10 minutes, puree in 2 batches in blender, and return to saucepan. Stir in 2 Tbs. frozen orange juice concentrate. Ladle into bowls, and dot with sour cream. Makes 6 cups. Enjoy!



## Calling All Knitters!

At the most recent MKG Board meeting, Guild President Kate Findley suggested that we compile a listing of Madison area knitting groups. We all enjoy coming to our monthly guild meeting, and a lot of us also get together at other times during the week and/or month to knit, share stories, and teach and learn new techniques from others. If you are a MKG member or area knitting shop owner, we want to hear about open knitting sessions that are happening in our area. Please send your information to Jayne Coster, and we'll print a list of groups in an upcoming newsletter. Thank you!





## Stitcher's Crossing

.....

**Great selection of yarn & needles  
Year 'round classes  
and...  
Quilting & Cross Stitch supplies**

.....

<p><b>M-F 9:30-6:00</b>  <b>Thu until 8:30</b>  <b>Sat 9:30-5:00</b>  <b>Sun 12:00-4:00</b></p>	<p><b>608.232.1500</b>  <b>info@stitcherscrossing.com</b>  <b>6122 Mineral Point Road</b>  <b>Madison, WI 53705</b></p>
---	---

**2008-2009 Board of Directors & Committee Chairs**


President	Kate Findley
Vice President	Connie Burmeister
Co-Treasurer	Kathy Trudell
Co-Treasurer	Kathy Digman
Secretary/Retreat Chair	Kay Moffat
Historian	Elizabeth Prose
Director at Large/Knit In Chair	Joan Deneen
Community Projects Chair	Jane Newman
Hospitality Chair	Susan Aehl
Knit-Aid Chair	Robbie Preston
Knit Aid Co-Chair/Knit Out Chair	Judy Pruski
Librarians	Barb Armstrong/Karen Scammell
Membership/Advertising Chair	Marcia Stern/Mary Jo Harris
Newsletter Editor	Jayne Coster
Publicity/Web Site Chair	Gail Snowden

**Newsletter Submissions**

Do you have an idea for an article in our monthly newsletter? Submissions are always welcome. The deadline for submitting articles is the 20<sup>th</sup> of each month. Articles may be sent to:

Jayne Coster  
 397 Starling Lane  
 Madison WI 53704  
 jaynecoster@ameritech.net

**The Knit Aid Desk**



Just can't figure out what the pattern is trying to tell you to do? Can't remember how to make that certain stitch? Can't figure out what you did, but it sure doesn't look right? **NEED HELP?**

The **Knit Aid Desk** will be open beginning at 6:00 p.m. prior to our monthly meetings at the Monona Community Center. Each month, two members of our guild will be available as "Knitting Doctors" to staff the table for those of us who need help with a project. If you are interested in staffing the help desk, please contact Robbie Preston or Judy Pruski.

**Knitter's Treat**  
 Monticello, WI 53570



**Ruth Knight Sybers**    Guest Designer Workshops  
 608-938-4607            Many Complete Pattern Lines  
    Vivian Hoxbro Kits

Appointments and Inquiries at [knitterstreat@wekz.net](mailto:knitterstreat@wekz.net)



Everyone must take time to sit  
 and watch the leaves turn.  
 ~Elizabeth Lawrence

**BEAD            BEADS**  
 &  
**BIN                BEADING**

414 Westgate Mall/Madison, WI 53711  
**(608) 274-0104**

**10 - 9 Mon. - Fri.    10 - 5 Sat.    12 - 5 Sun.**



**Fiddlehead Yarns**

7511-26th Ave Kenosha, WI 53143  
 262.925.6487

[www.fiddleheadyarns.com](http://www.fiddleheadyarns.com)  
[fiddleheadyarns@wi.rr.com](mailto:fiddleheadyarns@wi.rr.com)

Tuesday, Wednesday, Friday	10-6	Closed Sunday and Monday
Thursday	12-6	
Saturday	10-4	



## MKG Calendar

Oct. 13	MKG Meeting	7:00 p.m.	Monona Community Center; Vendors: Dragonfly & The Knitting Room
Oct. 21	MKG Board Meeting	6:30 p.m.	Whole Foods Class Room
Nov. 10	MKG Meeting	7:00 p.m.	Monona Community Center; Vendors: The Black Sheep & Sutters Gold 'n Fleece
Nov. 18	MKG Board Meeting	6:30 p.m.	TBA
Dec. 9	MKG Meeting	7:00 p.m.	Monona Community Center; Vendors: Knitters Treat & 'Tis the Season
Dec. 16	MKG Board Meeting	6:30 p.m.	TBA



## Other Fiber Events

**Vivian Hoxbro** workshops in Monticello - October 14 & 15. Email <[knitterstreat@wekz](mailto:knitterstreat@wekz)> or phone 608-235-2835. (A few spaces left in each class.)

**NOGGIN' KNIT-OFF!** Woodland Studios, 195 E. Main St., Stoughton, 877-8007. <[www.Woodland-Studios.com](http://www.Woodland-Studios.com)> Come join us, Saturday, October 18, from 10:00 am to 5:00 pm for a special day of knitting hats and scarves for cancer patients. The items will be donate to area hospitals. Refreshments will be served.

**Carol Rhodes** workshop at The Sow's Ear, October 25-26, 2008. Email <[heather@knitandsip.com](mailto:heather@knitandsip.com)> or phone 608-848-2755

**Bohus Exhibit** at the American-Swedish Institute in Minneapolis January 12 - March 29, 2009.

For those inclined to travel, you may want to visit this web site which lists many other festivals across the country and internationally <[http://www.knittersreview.com/upcoming\\_events.asp#jul](http://www.knittersreview.com/upcoming_events.asp#jul)>.

**Jane Slicer-Smith** workshops in Monticello, November 9 -12 2008. Email <[heather@knitandsip.com](mailto:heather@knitandsip.com)> or phone 608-848-2755

**Nancy Bush** workshops in Monticello- February 2-9, 2009. Email <[knitterstreat@wekz](mailto:knitterstreat@wekz)> or phone 608-235-2835.

**Nancy Bush** workshop at The Sow's Ear, February 8, 2009. Email <[heather@knitandsip.com](mailto:heather@knitandsip.com)> or phone 608-848-2755.

**Elsebeth Lavold** workshops at The Sow's Ear, February 24 & 25 2009. Email <[heather@knitandsip.com](mailto:heather@knitandsip.com)> or phone 608-848-2755.

**Janet Szabo** workshops in Monticello- March 8-11, 2009. Email <[knitterstreat@wekz](mailto:knitterstreat@wekz)> or phone 608-235-2835.

**Susanna Hansson** workshops in Monticello- September 21-24, 2009. Email <[knitterstreat@wekz](mailto:knitterstreat@wekz)> or phone 608-235-2835.

---

Madison Knitters Guild

397 Starling Lane

Madison WI 53704