



# Knitters' Knews

Volume 30 Issue 6

February 2010



## February 8— Donna Druchunas

—Gail Schmitt

For our featured speaker this month, Donna Druchunas, knitting has prompted her to explore not only different kinds of knitting but also different parts of the world. And her travels to learn about ethnic knitting have resulted in her books *Arctic Lace*, *Ethnic Knitting Discovery*, and *Ethnic Knitting Exploration*, as well as many articles and workshops.

Donna began knitting at the age of 4 or 5, having learned from her grandmother, but as happens with many knitters, the craft was set aside while she pursued her education and entered the workforce as a technical writer and designer for business and the military. Two and a half decades later, however, she returned to knitting with a passion. For the last ten years, Donna has been knitting obsessively, dyeing yarn, creating patterns, and writing about knitting.

With *Arctic Lace*, Donna literally wrote the book on the use of musk-ox yarn (qiviut) by the Native Alaskan women and on the history of the Oomingmak Musk Ox Producer's Cooperative. This spring, she will have a new book out, *Successful Lace Knitting: Celebrating the Work of Dorothy Reade*, which will extend her study of that fabulous knitted lace. Also forthcoming is an audio edition of *Arctic Lace*. One of Donna's proudest achievements is that after much frustration, she learned to knit lace, which she did using the techniques in *Arctic Lace*, so she feels that if she could learn, anybody can.

Donna's interests in ethnic knitting and in the processes of knitting have also led her to Europe and resulted in *Ethnic Knitting Discovery* and *Ethnic Knitting Exploration*. These books introduce the processes of designing original ethnic knits, including choosing colors and yarns, and sizing sweaters to fit. These techniques provide knitters the freedom to express their own creativity within the genre.

This spring, Donna's travels will be taking a slightly different twist when she and Lucy Neatby lead a knitting cruise (The Musk Ox and Glaciers Cruise) to Alaska at the end of May. And not to forsake her interest in knitting on other continents, she has been hosting a Twitter knitalong on Lithuanian wrist warmers. At Donna's web site, [www.sheeptoshawl.com](http://www.sheeptoshawl.com), you can find out more about her other books and articles, workshops, seminars, blog, links to the cruise, and lots of other information.

So if you are interested in ethnic knitting, please join us to welcome Donna, who, like all of us, worries that her knitting will be confiscated at the airport.

## From Our President—Kate Findley

### Olympics

Ever want to compete in the Olympics? You may not be to perform a triple axel or be a world-class luge competitor, but you, along with 6,000 other knitters world-wide, can take an active knitting part in the Olympics through the Ravelympics 2010 on Ravelry.

Ravelympics took inspiration from the Yarn Harlot's Knitting Olympics. The idea is that you must cast on a project during the Opening Ceremonies of the 2010 Winter Olympics and finish before the Olympic flame goes out. The "rules" are that the project must be a challenge for you to complete in 17 days, no casting on before the opening ceremonies

commence (6 pm Pacific Standard Time on February 12), finish before the flame goes out (11:59:59 PST on February 28), and you can train (swatch) before the games. The whole premise is to expand your knitting horizons. You can even win a medal (blog badge) from Ravelry.

There are many events to choose from: Short Track Shawls (shawls, stoles, wraps, shawlettes); Single Skein Speed Skate (projects of just one skein); Charity Curling (charity projects); and Giant Slalom-ghan (afghans, throws, blankets) to name just a few.

*continued on page 2...*

### February Vendor

Argyle Fiber Mill

### Meeting Time

7:00 pm

### Location

West Side Club  
437 Cty Tpke M  
Madison, WI

### Inside this issue:

Meet Our Vendor	2
January Meeting Minutes	3
Community Projects	4
Library Notices	6
UFO Retreat	7
Getting to Know Our Members	8
2010 Knit In Class Listing	9
2010 Knit In Registration Form	10

## Meet Our Vendor

### Argyle Fiber Mill

—Amanda Haynes

The Argyle Fiber Mill is located at 200 E. Milwaukee St., Argyle, WI 53504. It is co-owned by Carrie and Kristi. The website is [www.Argylefibermill.com](http://www.Argylefibermill.com). The mill processes, washes, cards, and spins fiber. They wash the fiber with a mild, citrus-based detergent, recycle the water, and allow the fiber to air dry. Fiber is processed on a case-by-case basis, meeting the specific needs of each customer. Argyle Fiber Mill works to support and supply local fiber producers and artisans and well as being aware of environmental needs. They specifically have Fifty Mile Fiber, all fiber used in the production of this yarn is raised within fifty miles (or so) of the Mill. All the wool used in their house blend yarns comes from Jordandal Farms, which is owned, by Carrie and her husband Eric. The Fiber Mill also has an attached yarn store which offers many products and notions, which includes selling their house blend yarns. The Mill provides retail services, consignment opportunities, and a cozy space for knitters, spinners, and fiber-folks to gather.

### New Carpooling Option — <http://www.rideshare.us/>

RideShare.us is a website which is dedicated to reducing our dependence on the oil economy and greenhouse gas emissions through the promotion of ridesharing or carpooling in the United States and Canada. It is an interactive database application that facilitates the development of a ridesharing or carpooling network over the Internet. The focus of our outreach is to encourage organizations, schools, businesses and individuals to utilize the program, which allows for the creation of an almost instant online rideshare or carpool solution. There is no charge and the benefits are numerous. Check it out to find a ride to our monthly guild meetings and to this year's Knit In on March 13.

### From Our President *(continued from page 1)*

Teams from all over the world have been formed and you can join one: Team Wisconsin Knits, Team Yarn Harlot Fans and Team Schoolhouse Press Knitters. If you are in any groups on Ravelry, chances are that group has a team. So get onto Ravelry and check out the Ravelympics 2010 group for all the rules, details, and to locate a team. So go for the gold this February!

#### Valentine's Day

*I don't understand why Cupid was chosen to represent Valentine's Day. When I think about romance, the last thing on my mind is a short, chubby toddler coming at me with a weapon.*

~Author Unknown

People have strong feelings about Valentine's Day. Some love it. Some could care less. And some still remember being the odd person out - marginalized because they had no steady boyfriend or girlfriend. Wouldn't it be great if we celebrated Valentine's Day by acts of kindness to others - by showing our care for each other? What if we dispensed with the usual \$4 cards, the flowers you could get for half the price the week before, and the overcrowded restaurants? Can you imagine how much good could be accomplished if we celebrated with a simple meal at home and time together and donated the money we would have spent on meals, gifts, or flowers?

Recent events in Haiti have again illustrated that need knows no geographical borders, cultural or religious boundaries. If you are moved to do so, there are many ways to help in Haiti or in other parts of the world where crises abound, but never make the headline on the news. The Yarn Harlot continues to raise money for Doctors Without Borders. Many yarn shops are collecting money as some yarn companies and distributors have agreed to match funds. So check out your local shop, not just for the newly arrived yarn, but for the chance to help your neighbors - wherever they may live. This Valentine's Day go for the gold - a heart of gold.



We process alpaca, llama and wool yarns, roving, batts and clouds

Proudly featuring 50-Mile Fiber, using local fibers.

Retail store on site.

Open 9-4 pm, T-Sat or by appointment

Argyle, WI 53504  
[www.argylefibermill.com](http://www.argylefibermill.com)  
 608.543.3933




YARNS CLASSES SUPPLIES HANDWOVENS

knit • weave • felt • dye • crochet

2709 N. 92nd Street, Milwaukee, WI  
 414.302.1849 [fiberwoodstudio.com](http://fiberwoodstudio.com)

## Monday, January 11, 2009, Meeting Minutes

—Kay Moffat

President Kate Finley opened the meeting at 7:05 p.m.

The minutes from the December meeting were approved.

Kate reminded the members that they needed to make a reservation for lunch on January 23 if they were going to the UFO Retreat.

Our Knit-In will be held on March 13, 2010, at the Bishop O'Connell Center. Fourteen classes will be available, and the February newsletter will have the registration information. For Knitters' Guild members the cost will be \$10 less than the public cost. There will be lots of wonderful vendors.

Community Projects ideas are listed on the website, but as always, any contributions for community projects are accepted.

Kate thanked our vendors Dragonfly Yarn Shop and La Bella Vita. A flyer was on the chairs for each member advertising Susan's Fiber Shop sale for members only on January 15-17, 2010. A handout of Sow's Ear Winter classes was available for the members. Our Guild February speaker Donna Druchunas will be teaching classes at the Sow's Ear. Lithuanian Socks on February 7 from 9:00 a.m. to 4:00 p.m. and Lace Knitting 1-2-3 on February 8 from 9:00 a.m. to Noon. Woodland Studios has open knitting on Wednesday evenings. They are asking for \$1 donation for the evening, and the money collected will be used towards purchasing an animal from Heifer International.

A thank you letter was received from Lowell Elementary School, thanking us for the many mittens, hats, etc. that Jane Newman had delivered there.

Amy Anderson announced that she is Meg Swanson's assistant and February 1 is the date one can sign up for Knitting Camp. The class is May 20 and 23, 2010. Check the website under news and views for the new magazine and patterns that are sold as a collection.


Our guest speaker was Susan Anderson— author, designer, blogger, and Madison resident. Susan is a mother of four and recently published her third book in the Itty Bitty series: *Itty Bitty Toys*. She shared with us how she started knitting, writing patterns and books, and reasons to knit toys as well as hints for knitting these toys. She shared her entire trunk show of Itty Bitty toys, hats, blankets, etc. I've know Susan since she was in high school and a classmate of my daughter, Chris. I was thrilled to have her with us!

Two hundred sixty seven member and guests were in attendance, enjoying good food, shopping with the vendors, and being entertained by our speaker.

The Guild has an additional seven new members and thirteen guests were introduced. We welcomed them all.

During Show and Tell, fabulous items were shown to us by Victoria, Laurel, Heidi, Mary's, Judy, Brenda, Rae, Amy, Sarah, Derrick, Muriel, and Beth.


The Dragonfly Yarn Shop, La Bella Vita and Susan Anderson donated door prizes. These were won by Trudy, Sandy, Cheryl, Marilee, Lillian, Holly, Victoria and Alvin.



**Fiddlehead Yarns**  
7511-26th Ave Kenosha, WI 53143  
262.925.6487

[www.fiddleheadyarns.com](http://www.fiddleheadyarns.com)  
[fiddleheadyarns@wi.rr.com](mailto:fiddleheadyarns@wi.rr.com)

Tuesday, Wednesday, Friday 10-6 Closed Sunday and Monday  
Thursday 12-6  
Saturday 10-4



**Blackberry Ridge  
Woolen Mill, LLC**

*Wonderfully Soft Yarns from our Mill*  
Free catalog listing yarns and products.  
Yarn samples \$7.00

3776 Forshaug Road Mt. Horeb, WI 53572  
(608) 437-3762

We are a working mill and our shop is open by appointment only. Please call ahead.



Visit our web site at: [www.blackberry-ridge.com](http://www.blackberry-ridge.com)

**Sandy's Palette LLC**

**Sandy Jones**  
305 Maiden Street  
Mineral Point, WI 53565  
(608) 987-1346  
[sandy@sandyspalette.com](mailto:sandy@sandyspalette.com)  
[www.sandyspalette.com](http://www.sandyspalette.com)



**Hand Dyed Yarns & Roving for Knitters & Spinners**

**Bleating Heart Haven**

Cormo & Shetland Sheep  
Colored Angora Goats  
Suri & Huacaya Alpacas

**Cindy Ellenbecker**, Fiber Artist  
*Spinning, Weaving, Knitting, Felting, & Basketry*

E-mail: [bhavenfiberarts@yahoo.com](mailto:bhavenfiberarts@yahoo.com)  
[www.bleatinghearthaven.com](http://www.bleatinghearthaven.com)  
WI993 Thede Road · New Holstein, WI 53061 · (920)-286-0971





## Community Projects

—Jane Newman

What a variety of chemo hats were donated at the last Guild meeting! Hats collected included fuzzy, furry fun hats, tailored solid colored ones, and sporty multicolored ones. All were soft and will keep many bare heads warm this winter and spring.

Other knitted items donated included mittens, hats, scarves, and baby items as well as food items, art supplies, diapers, and toiletries. So far this year, Guild members have donated 475 knitted articles.

Following a donation of hats and mittens, Principal Lisa Kvistad of Lowell Elementary School wrote: "Thank you for donating cold weather accessories. Wisconsin winters are a challenge for our students in need but, with your help, this winter will be a little warmer. Your partnership with Lowell this year and in years past is greatly appreciated by staff, students and the community."

The new year is off to a chilly start, and your contributions are already being put to use. We are delighted with the donations and are glad that you are a part of the success of our students."

Received from the Executive Director of the Community Action Coalition for South Central Wisconsin, Inc.: "CAC would like to thank Madison Knitters' Guild for your donation of hand-knitted hats to the Clothing Center. Your support is greatly appreciated."

Although knitter's choice for donations always applies, **Women's Shelters** are the designated charity for the **February Guild Meeting**. Items suggested by the Domestic Abuse Intervention Services are toiletries (shampoo, soap, toothbrush, toothpaste, deodorant), calling cards, feminine hygiene products (napkins and tampons) and diapers. Hats and mittens are also useful. Many of the women come to the shelters with few or no possessions, so this is an opportunity to help supply them with some basic personal items.



608 milwaukee st  
delafield, wi 53018

262-646-9392


[www.knitch.net](http://www.knitch.net)

[knitch@knitch.net](mailto:knitch@knitch.net)


*school year, open daily*

**Visit the heart of the Beautiful Driftless Region for:**

- \* Hand dyed fibers and yarns
- \* LOCAL fibers and hand spun yarns!
- \* A wide selection of yarns from Berroco to Noro
- \* Weekend classes in many fiber arts including Needle Felting



An easy 2 hour drive from Madison, west on Highway 14 between Madison and Lacrosse in the beautiful Driftless Region of southwest Wisconsin.





122 S. Main St  
Viroqua, WI 54665  
608-637-3443  
[www.ewetopiafibershop.com](http://www.ewetopiafibershop.com)


# WOODLAND STUDIOS

Give yourself the gift of Historic Stoughton!

195 East Main Street  
Stoughton, WI 53589  
(608) 877-8007

25,000+ Skeins  
Fine Yarns & Accessories  
Cozy Atmosphere



[www.Woodland-Studios.com](http://www.Woodland-Studios.com)



## FIVE OAKS FARM

### Alpaca yarn, roving and fiber



*Wide selection of natural colors:*

- White
- Fawn
- Gray
- Black
- Dark brown
- Rose gray

**CALL OR EMAIL FOR SAMPLES**  
or  
**VISIT OUR FARM**

4631 Hwy. A, Oregon, Wisconsin 53575  
608.835.0504

Visit us online at:  
[www.fiveoaksfarmalpacas.com](http://www.fiveoaksfarmalpacas.com)



**N 250 Hwy. A  
Columbus, WI 53925**

Phone: (920) 623-4237 Fax: (920) 623-0120

Orders Only 888-603-4237



Beautiful Lock yarn from Wisconsin's finest sheep.

Laurie Boyer

[laurie.boyer@att.net](mailto:laurie.boyer@att.net) or 920-406-0768



Looms Linen Lessons  
**The Woolgatherers**

Weaving, Spinning,  
Felting, Knitting  
Yarn, Fiber, Books

Tues. - Sat. 10 to 5  
&  
by Appointment

Stop in and browse!

Hans and Sara von Tresckow  
35 N. Main St.  
Fond du Lac, Wisconsin

[info@woolgatherers.com](mailto:info@woolgatherers.com)  
[www.woolgatherers.com](http://www.woolgatherers.com)  
phone: 920-907-0510

**Knitter's Treat**

Monticello, WI 53570



**Ruth Knight Sybers**  
608-938-4607

Guest Designer Workshops  
Many Complete Pattern Lines  
Vivian Hoxbro Kits

Appointments and Inquiries at [knitterstreat@wekz.net](mailto:knitterstreat@wekz.net)

**BAHR CREEK LLAMAS &  
FIBER STUDIO**

**Mark & Brigitte DeMaster**

N1021 Sauk Trail Road  
Cedar Grove, WI 53013  
920-668-6417 • [demaster@bahrcreek.com](mailto:demaster@bahrcreek.com)  
[www.bahrcreek.com](http://www.bahrcreek.com)  
[www.bahrcreekllamasfiber.blogspot.com](http://www.bahrcreekllamasfiber.blogspot.com)



**A yarn shop but SO much more!**

Hours: Mon - Fri 12:00 - 6:00 & Sat 10:00-4:00  
Other times available by chance or appointment

WEAVING • SPINNING • DYEING • KNITTING  
QUILTING • SURFACE DESIGN • BASKETRY  
HANDMADE PAPER • WOODCARVING

**Sievers**

SCHOOL OF FIBER ARTS

Birch Court • Washington Island, WI 54246  
(920) 847-2264

[www.sieversschool.com](http://www.sieversschool.com)

RETAIL SALES OF YARNS • BOOKS  
FIBER ARTS • FINE CRAFTS

**Needles 'n Pins Yarn Shoppe**

Doreen L. Marquart, Owner  
W9034 County A (Richmond) Delavan, WI 53115  
\*\*\*\*\*

Hours: Mon, Wed, Fri & Sat 9:00 a.m.—5:00 p.m.  
Sun 1:00—5:00 p.m. (closed on Tues & Thurs)

Over 40,000 skeins of yarn in stock!

Phone: 608/883-9922  
[www.needlesnpinsyarnshoppe.com](http://www.needlesnpinsyarnshoppe.com)



59 N. Main Street  
Hartford, WI  
(262) 673-2203

Closed Sundays and Mondays  
Tues, Thur, Fri 10-5:30 Wed 12-8 Sat 10-3  
[www.mainstyarnshop.com](http://www.mainstyarnshop.com)



## MKG's Library Return Policy

Our new library policy has gone into effective as of September 1, 2009. All library materials are to be properly checked out by

members and are to be returned or renewed at the next monthly meeting.

Each month's newsletter will include a reminder to those members who have overdue items from the library. Any member who has overdue items from the library shall not check out more items from the guild library until all overdue items are returned to the guild library.

If materials are not returned after this overdue reminder has appeared in the newsletter, a penalty of \$5.00 per item will be assessed for each month the item remains overdue.

If any item is overdue for more than four months, the library may bill the borrower for the replacement cost of the item. The member is responsible for the overdue fines or the replacement cost, whichever is higher. Any exceptions or special arrangements may be made at the librarian's discretion.

Any unpaid library fees will be added to membership renewal fees and must be paid before a borrower's guild membership can be renewed.

## MKG Library Return Reminder

The following members have overdue items from our guild's library. Please plan to return your items at the February 8 meeting. Thank you!

Rhonda Croxson, Martha Deming  
Andrea Diss-Torrance, Julie St John  
Kim Reinke, Martha Reinke  
Tracey Taggert, Rebecca Wasieleski



Specializing in locally produced fiber and yarns.  
Check our website for classes and workshops.

Melissa (Mo) Brown and Rebecca Boelhower Santi  
205 E. Main St.  
Mount Horeb, WI 53572  
[www.thecatandcrowonline.com](http://www.thecatandcrowonline.com)  
608-437-1771  
Open: Tues.&Wed. 10-9, Thurs.&Fri. 10-5,  
and Saturday 9-5

1541 Bellevue St.  
Green Bay, WI 54311  
(920) 884-5258  
Fax (920) 884-5259  
[www.montereyyarn.org](http://www.montereyyarn.org)

**'Tis The Season**  
**A Christmas Store  
with a Yarn Corner**  
7507 Hubbard Avenue  
Middleton, WI 53562  
(608) 836-3749  
**Store Hours:**  
Monday-Friday 10-5  
Saturday 10-2

*'Tis always the season to be knitting!*


*The Knitting Room*  
28 N. Main Street  
Fond du Lac, WI 54935  
920.906.4800  
Tues 10-9  
Wed/Thurs 10-5  
Fri 10-3  
Saturday 9-2

Kristin Johnson    [theknittingroomwi.com](http://theknittingroomwi.com)    Beth Mannebach

**BEAD BIN**  
Beads  
&  
Beading  
Supplies  
402 Westgate Mall / Madison, WI 53711  
608-274-0104  
10 - 8 Mon. - Fri. 10 - 5 Sat. 12 - 5 Sun.  
[www.beadbinmadison.com](http://www.beadbinmadison.com)



MKG member Victoria Utrie (right) with her mom, Linda Petersen



## UFO Retreat Highlights

—Kay Moffat & Sue Aehl

Thirty-four hearty knitters gathered at the Chalet Landhaus in New Glarus on Friday, January 22, at 1:00 p.m. Eighteen rooms had been reserved for the weekend. Popcorn and more goodies appeared. Knitting continued into the late evening.

Saturday early risers were knitting around 7:00 a.m. and 27 more knitters and guests arrived. Lunch was prepared for 41 members by the Chalet. In the afternoon more knitting, ripping, conversation, and laughter continued with several snacks. Again, knitting went into the evening. This year, when a knitter completed a project, small or large, she rang the bell and put her name in for a drawing of prizes. The names were drawn on Sunday morning at 10:00 a.m. and were won by Dot Marty, Deb Oberlin, Cathy Grindy, Maggie Dugan, and Elaine Landay. The retreat ended Sunday at noon. All knitters had a wonderful time!



Deb Oberlin rings the bell!



From left: Cheryl Berg, Laura Gavins, Chris Lee & Maggie Dugan busy working on their projects during the retreat.

Photo credits to Nancy McCulley & Brenda Morris



**IRIS FINE YARNS**

132 E. Wisconsin Avenue  
Appleton, Wisc. 54911  
Phone : 920 - 954 - 9001  
info@irisfineyarns.com

[WWW.IRISFINEYARNS.COM](http://WWW.IRISFINEYARNS.COM)

The Dragonfly Yarn Shop



1327 N. Wright Rd Suite 5A  
Janesville, Wisconsin 53546  
608-757-9228  
[www.dragonflyyarnshop.com](http://www.dragonflyyarnshop.com)

Fine Wool, Luxury Fibers  
Addi Turbo, Crystal Palace  
Classes

Mon, Wed, Thurs, Fri 10 to 5  
Sat 10 to 4  
Sun 12 to 4  
CLOSED TUESDAY  
KERRI A. SHANK - Owner



## Getting to Know Our Members— Mary Kay Vogel

### What role does knitting play in your life?

Knitting is very important to me. When I am not knitting, I am usually thinking about knitting. It transports me from troubling times. It allows me to teach and learn. It is hard or easy,

whichever I need at the time. It is intriguing to create a design, like a puzzle. It is rewarding to wear a handknit creation, and even more rewarding to have others make and wear a design I created. Through knitting I have met so many wonderful people.

### Describe your first knitting experience.

At nine, we moved to a home that was next door to an elderly German woman who was a knitter. I was mesmerized by her hands moving and creating fabric from yarn.

### How did you learn to knit?

I tried hard to learn from my neighbor, but she just could not teach me. I taught myself the basics from a leaflet type book. Then, when I was 12, I took a 6-week class at Sears in Bay Shore Shopping Center. Never stopped since!

### What's your all-time favorite yarn? Why?

Probably Cascade 220. It is so reliable. And it comes in so many colors. Oh yeah, there's Brown Sheep and Baby Ull...how can I choose?

### Describe your oldest uncompleted project.

I passed on my unfinished projects, along with the needles to someone from Freecycle who wanted to get back into knitting after a fire. I do have an unfinished beaded purse waiting for the flap to be designed. I use it for a teaching tool and may never finish it. Only time will tell.

### What advice do you have for fellow knitters?

Don't listen if someone tells you "You can't do that yet." I say go for it. It may take you a long time, and teach you many lessons, tie up a large investment, but, you CAN do it. If I have a student I feel is not ready for a project, I tell him/her the techniques needed to be learned and let them decide. I tell myself the same thing - You can do it!

Another useful piece of advice - Sometimes patterns have mistakes. Don't just assume you are doing something wrong. After a second unsuccessful attempt at a pattern, go over it with someone else, like at the Guild's help desk.

### Where is the weirdest place you have ever knit?

In church, secretly. It felt naughty!

### Do you have a best knitting memory?

Having my brother's friend ask me to knit him a sweater. I was 16.

### How about a worst?

The first sweater I made in my Sears class - I ran out of yarn and finished it with what the clerk assured me was 'close enough'. I never wore that sweater in public!

### Do you have a yarn stash?

Yes, it is never big enough!

### If so how big of a container will it take to hold it?

I use those 48 gallon buckets. Right now, I have 5 of them stuffed, even after I gave that fire survivor some. I also keep a stash in sight, that means in the living room.



*local & fair trade artisan fibres, accessories, and more*

210 Commerce Street . Mineral Point . Wisconsin 53565  
labellavitamp@yahoo.com 608.987.1123

## Woodridge Lodge Knitters Retreat

 *The Crafter's Natural Destination*

### GRANDE WORK ROOM!



*Ideal for Knitters, Quilters, Scrappers & More!*  
**Just \$35 per person, per night\***

3 bedrooms  
Sleeps 10 guests  
2 ½ baths  
Full kitchen  
Bedding & linens  
provided

**Woodridge Lodge**  
W6502 Military Road  
Portage, WI 53901  
608-576-7523  
Just 30 minutes  
from Madison, WI  
\*4 guest, 2 night  
minimum stay

[www.woodridgelodge.com](http://www.woodridgelodge.com)



## Classified Ad

Mother's Day Weekend: Fiber Facets - Farm Day in New Holstein. Fiber artists, products, and demonstrations. Eight artists with Wisconsin roving, yarn, knitwear, felted, woven items, silk scarves, and bent willow chairs. Both Saturday and Sunday, 10:00 a.m. - 4:00 p.m. Visit [www.bleatinghearthaven.com](http://www.bleatinghearthaven.com) for more details.

## 2010 MKG Knit In Class Description

Tips and Tricks with Two-End Knitting – Carol Rhodes

Limit: 20 students Necessary Knowledge: Basic knitting skills

Two-end knitting is a fascinating technique, traditionally used to make strong and warm garments in Scandinavia. Patterns can be created on the fabric's surface by alternating purl and knit stitches with the purl yarn kept on the outside of the fabric. The decorative possibilities make this technique fun to explore, but it can also be time- and yarn-consuming to make entire two-end garments. However, the entire garment does not have to be two-end knitted. This two-hour workshop introduces students to the basic two-end braid, hook, and chain stitches and explains how to integrate the stitches into plain knit garments. Time permitting, students will also learn how to work two-end knitting back and forth on straight needles to, for example, strengthen socks in selected areas. Students will start a small sampler in regular knitting before class and then practice two-end stitch patterns during class.

**Materials Required:** (1) Smooth, wool, sport or dk weight yarn (such as Dale of Norway Heilo or Naturespun sportweight): 1 50 g skein each dark and light (black and white are best). (2) Set of 4 or 5 double-pointed needles US size 3 / 3.25 mm (or what you normally use for chosen yarn) (3) Notepaper and pen/pencil; (4) Materials fee: \$3.00 for handouts (pd directly to Carol Rhodes at class).

**Homework:** Using the light yarn and dpn, cast on 48 sts. Divide sts onto 3 dpn and join to knit in the round. Knit a tube about 1" long – do not bind off.

Introduction to Beaded Wrist Warmers – Carol Rhodes

Limit: 15 students

Learn the basics of knitting with beads. Once popular in nineteenth-century Scandinavia as part of the colorful folk costumes, they've recently made a comeback and are even being knitted by Norwegian skateboarding boys. During class, you will knit a narrow cuff with a simple bead pattern while learning the tips and tricks you can apply to knitting a more complexly-patterned full size piece. We will discuss how to read a pattern, how to string and place the beads, and discuss the details of sizing, edgings, and finishing. If you know how to cast on and do the knit stitch, then you can make beaded cuffs.

**Materials Required:** (1) 1 skein of light color, smooth 100% wool (not machine-washable) sport-weight yarn that is about 185-200 yards/50 g (I recommend Nature Spun sport weight); (2) 1 tube/bag of size 8 glass seed beads to contrast well with yarn; (3) Straight knitting needles US size 1 or 1.5 / 2.25 or 2.5 mm (a circular or long double-points also usable)

Photographing Your Fiber - Franklin Habit

Limit: 15 students

Bring your own camera and a small project or two, and learn the basics of lighting, depth of field, styling and common fiber-photography problems like capturing true color, capturing stitch definition and photographing lace. We will also learn how to make a light box at home, cheap! No prior knowledge of photography necessary. The emphasis will be getting the best possible shots using your camera.

**Materials Required:** (1) Camera (preferably digital); (2) Camera manual (if available); (3) a selection (one or two) of your projects to photograph; (4) notebook and pen or pencil.

A Glitchless, Mostly Stash, Artsy Scarf – Carol Anderson

Limit: 20 students

Skill Level: Advanced Beginner & Up

This scarf enables knitters to create a one-of-a-kind scarf, possibly using nothing but stash! The striped garter stitch scarf utilizes Elizabeth Zimmermann's built-in I-Cord, glitchless striping and pain-free finishing.

**Materials Required:** (1) Bring a full skein of worsted plus either one or a full palette of contrasting colors of worsted weight yarn; (2) needles; (3) tapestry needle; and (4) scissors. If you have worsted weight stash that you'd like to share (get rid of?), please bring.

*Continued on page 10...*

**"The Wave" Cloche – Carol Anderson**

Limit: 20 students

Treat yourself to one luxurious 100 gr. skein of worsted weight yarn in your most flattering color. Bring dp's and circular (either 16" or a much longer circular to employ the "magic needle technique." This class is for the intermediate level knitter.

Homework: Swatch before class, you'll need 4½ stitches per inch. The cap begins with "the wave," a band to circle your head. After seaming the band, stitches are picked up around the perimeter for the crown and decreasing.

**Simple Edges – Kathy Digman**

Limit: 10 students

Learn 2 simple edges to use on necklines, vests, and cardigans. One edge can be used instead of "single crochet," the other can take the hassle out of buttonhole placement.

Materials required: Light colored yarn, needles, appropriate size crochet hook for your yarn.

Homework: Knit a 3" by 4" swatch in st st using light colored yarn and appropriate needles for the yarn. Bind off all sts.

**The Basics of Ravelry - Peg Corp**

Limit: 25 students

Learn how to sign up and log on; the basic terminology; how to search for patterns and yarns; how to search for and join groups; how to enter your stash and projects; how to search for friends; send a private message; and comment on forums.

**Knit & Crochet Stranded Colorwork from Kosovo – Kim Caisse**

Limit: 20 students

Slip stitch crochet (sometimes called pjonng, Bosnian crochet, and shepherd's knitting) has traditionally been done in Scandinavia, Poland, throughout the Balkan countries, Turkey, throughout north Africa, and as far east as India and Afghanistan. Learn how to do colorwork in slip stitch crochet, and how to combine it with knitting. We'll use, as an example, socks from Kosovo in which this technique is traditionally combined with knitting in alternating bands.

Materials: Bring smooth yarn in at least two colors and a hook in the recommended gauge for your yarn.

**Crocheted Mittens from Norway – Kim Caisse**

Limit: 20 students

Slip stitch crochet (sometimes called pjonng, Bosnian crochet, and shepherd's knitting) has traditionally been done in Scandinavia, Poland, throughout the Balkan countries, Turkey, throughout north Africa, and as far east as India and Afghanistan. Slip stitch crochet, traditionally worked in the round, is an easy technique to use to make attractive, warm mittens that naturally have a double layered fabric structure. There's only ever one live stitch, so the shaping is easy—you can try them on as you go. Your first pair will go faster if you use bulky yarn but any gauge will work.

Materials: Bring a hook in the recommended gauge for your yarn.

**Not Exactly A Class with Joyce Williams**

Limit: 50 students

While this isn't a typical class, Joyce certainly hopes you will leave with some new knowledge of one sort or another. She will show garments from her books - *Latvian Dreams*, *Knitting from Weaving Charts*, and *Armenian Knitting*. This is an open question-and-answer session and will cover a wide variety of subjects. Your class participation will be your questions, such as what techniques are used, how ideas for designs come about, how to write a pattern, what is involved in publishing a book, or any other questions relative to knitting, (or not). If you have a specific question or subject you would like discussed, please email Joyce by March 8 at [facerock@centurytel.net](mailto:facerock@centurytel.net), and Joyce will make a point of addressing your questions.

**Portuguese Knitting — Mary Jo Harris**

Limit: 20

Skill Level: Must know how to knit and purl

In Portuguese-style knitting the yarn is tensioned around a knitting pin on your shoulder or around your neck. Stitches are created by a flick of your thumb making this an easy way to knit without stressing your hands or wrists.

Materials: Two balls of yarn (a light color and a dark color). Either straight or circular needles in size appropriate for your yarn.

Suggested materials: You may bring one of the following if you want, but it is not required: Portuguese knitting pin; coil-less pin; small stitch holder; large paper clip.

**Double Knitting 101 – Amy Detjen**

Limit: 20 students Skill Level: Beyond Beginner

Learn the basics of Double Knitting, including casting on, increasing, decreasing, and binding off. We'll practice both Open Edge stitches and Closed Edge stitches, and discuss when to use each. I'll demonstrate both methods of working DK (both sides in one pass, and 2 passes per row). If you don't know what that last sentence means, take the class and learn about your options!

Materials: Two balls of yarn (a light and a dark) and 24 inch circular needle in size appropriate for your yarn.

**Successful Stranding – Amy Detjen**

Limit: 20 students Skill Level: Beyond Beginner

Launch into 2-color knitting (Fair-Isle, Norwegian, Armenian) with an arsenal of tips for knitting with 2 colors (traditionally one color in each hand). It truly is much easier than it looks. We'll learn stranded knitting to avoid puckers and tangles and purls (oh my!).

Materials: Two balls of yarn (a light and a dark) and circular needles (1-16 inch or 2-24 inch) in size appropriate for your yarn.

Homework: Using either color (knitter's choice), cast on 132 sts. Join into a circle, being careful not to twist the stitches over the needle. Work about 8 rounds in ribbing (1x1 or 2x2). Stop and bring this to class, along with a second color of the same weight yarn.

**Fearless Knitting - Mo Brown**

Limit: 15 students

Become a fearless knitter! Learn to correct mistakes from the simplest to the most (seemingly) disastrous. We will start with dropped stitches and move through other problems, all the way to garments that don't fit. Rather than start over, or give up in disgust, you will learn how to creatively solve problems, while gaining the courage to take charge of your knitting. You will learn how to increase or decrease the size of a garment after it is finished, how to convert a pullover into a cardigan by cutting and picking up stitches, and how to add a new hem, neckline or cuffs.

Homework: knit a 6x6 swatch – leave on the needles.

Materials: A problem project, if you have one; the usual assortment of tools, including a sharp scissors.

**Projects for Handspun Yarns – Mo Brown**

Limit: 15 students

Don't know what to knit with those beautiful handspun yarns in your stash? Have you lost the label and you're not even sure what it is? In this class you'll discuss projects for the yarn, learn how to calculate the yardage you have, learn to identify what fiber it is, and what would be the best project for the yarn.

Materials: Bring any handspun you have and the usual assortment of needles.

**REMINDER**

Names will drawn for door prizes hourly from 8AM to 1PM in the Vendor Marketplace.

# 2009 MADISON KNITTERS' GUILD KNIT IN REGISTRATION FORM

**March 13, 2009 8:00 a.m. - 4:00 p.m.**

**Registration limited to MKG members only until February 19, 2010**

**All registrations must sent by March 6, 2010**

**Welcome Guest Speakers: Kay Gardiner & Ann Shayne  
Mason-Dixon Knitting**

Name: \_\_\_\_\_

Address: \_\_\_\_\_

City: \_\_\_\_\_ State: \_\_\_\_\_ Zip: \_\_\_\_\_

Phone #: \_\_\_\_\_ Email: \_\_\_\_\_

Please be sure your email address is legible. Confirmation of your registration will be sent via email unless requested otherwise.

MKG Member?  Yes  No

<input type="checkbox"/> FULL DAY	<input type="checkbox"/> HALF DAY	<input type="checkbox"/> KNIT, SHOP & EAT	<input type="checkbox"/> SHOP ONLY
\$45 member	\$30 member	\$15	\$3
\$55 non-member	\$40 non-member		

Full Day – Choose one class and a Mason-Dixon Knitting Session OR choose two classes. (Lunch included)

Half Day – Choose one class OR a Mason-Dixon Knitting Session. (Lunch included)

Classes: Please indicate your first and second choices. Write 1 for your first choice and 2 for your second. Classes fill on a first come basis.

9:00 a.m. – 11:00 a.m.

- \_\_\_ Artsy Scarf/Carol Anderson
- \_\_\_ Crocheted Mittens/Kim Caisse
- \_\_\_ Simple Edge/Kathy Digman
- \_\_\_ Two-Ended Knitting/Carol Rhoades
- \_\_\_ Not Exactly A Class/Joyce Williams
- \_\_\_ Photographing Your Fiber/Franklin Habit
- \_\_\_ Successful Stranding/Amy Detjen
- \_\_\_ Fearless Knitting/Mo Brown

11:00 a.m. – 1:00 p.m.

Lunch & Market

1:00 p.m. – 3:00 p.m.

- \_\_\_ The Wave Cloche/Carol Anderson
- \_\_\_ Kosovo Stranded Colorwork/Kim Caisse
- \_\_\_ Raverly Basics/Peg Corp
- \_\_\_ Beaded Wrist Warmers/Carol Rhoades
- \_\_\_ Portuguese Knitting/Mary Jo Harris
- \_\_\_ Photographing Your Fiber/Franklin Habit
- \_\_\_ Double Knitting 101/Amy Detjen
- \_\_\_ Projects for Handspun Yarns/Mo Brown

Mason-Dixon Knitting Presentations begin at 9:00 a.m. & 1:00 p.m. (Session are the same for morning and afternoon)

Lunch will be a buffet, including vegetarian lasagna, meat lasagna, a vegetarian soup, a 12 topping salad bar, dessert, coffee, & tea.

**Please note that our Vendor Marketplace will be open from 8 a.m. – 4 p.m. This year it includes 22 vendors from around the country! There is something for everyone!**

**NOTE: Some Vendors may not be able to take credit cards, please plan accordingly**

Please indicate if you would like:  Map to Bishop O'Connor Center  List of Hotels

Please make your check payable to Madison Knitters' Guild and mail it with this registration form to:

Madison Knitters' Guild, P.O. Box 14443, Madison, WI 53708



## MKG Calendar

Feb 8	MKG Mtg	7:00pm	West Side Club with Guest Speaker Donna Druchunas
Feb 15	MKG Bd Mtg	6:00 pm	Sequoia Branch of Madison Public Library
Mar 8	MKG Mtg	7:00 pm	West Side Club with Guest Speaker Melissa Leapman
Mar 13	MKG Knit In	8:30 am	Bishop O'Connor Center, Mason Dixon Knitters will be guest speakers
Mar 15	MKG Bd Mtg	6:00 pm	Sequoia Branch of Madison Public Library
Apr 12	MKG Mtg	7:00 pm	West Side Club with Guest Speaker Gayle Roehm
Apr 17	Annual Knitting Safari		To Be Determined
Apr 19	MKG Bd Mtg	6:00 pm	Sequoia Branch of Madison Public Library
May 10	MKG Mtg	7:00 pm	West Side Club with Annual Fashion Show and Brown Exchange Results
May 17	MKG Bd Mtg	6:00 pm	Sequoia Branch of Madison Public Library

## Lost & Found



A knitter left a pair of scissors at the West Side Club after January's monthly meeting. Please contact Kate Findley at [info@madisonknittersguild.org](mailto:info@madisonknittersguild.org)



## Other Fiber Events

**Knitting Group at Esquire Club:** 2<sup>nd</sup> and 4<sup>th</sup> Tuesdays; 9:30 a.m.— 3:00 p.m.

**Open Knitting Group at Woodland Studios:** Wednesday nights are open knitting. This group is raising money for Heifer International throughout 2010 by asking for a \$1 donation each time you come to the knitting group.

**Open Knitting at The Cat and the Crow:** 3<sup>rd</sup> Wednesday night of each month.

**Beloit International Film Festival** presents a showing of the documentary film, Bohus Knitting. Thursday, February 18 at 5 p.m. and Sunday February 21 at 2:30 p.m. Read ad in this issue of Knitters' Knews or Google: Beloit International Film Festival.

**Sheep in the City,** Oak Creek, WI, February 26-28, 2010. Visit [http://web.mac.com/jmassie1/Sheep\\_in\\_the\\_City/Welcome.html](http://web.mac.com/jmassie1/Sheep_in_the_City/Welcome.html)

**Lithuanian Socks with Donna Druchunas.** The Sow's Ear, February 7, Phone: 848-2755 or visit [www.knitandsip.com](http://www.knitandsip.com) for details.

**Lace Knitting 1-2-3 with Donna Druchunas.** The Sow's Ear, February 8, Phone: 848-2755 or visit [www.knitandsip.com](http://www.knitandsip.com) for details.

**Knitting Workshop with Melissa Leapman.** Susan's Fiber Shop, March 6 & 7, Phone: (920) 623-4237 or email [holly@susansfibershop.com](mailto:holly@susansfibershop.com) for more details and registration.

Madison Knitters' Guild  
397 Starling Lane  
Madison WI 53704